

Standard Features:

- Patented weight balanced mechanism
- Monofilament elastic webbing suspension
- Premium high-density, high-resiliency molded foam seat cushion encased in down
- Down encased cushioning
- Buttonless tufted back and seat cushion
- Semi-attached back cushion
- Tight seat cushion
- Single-needle top-stitch with thick thread
- Manual articulating headrest
- Lifetime warranty on frame and suspension
- Quick-ship delivery
- Ten year warranty on mechanism

Options:

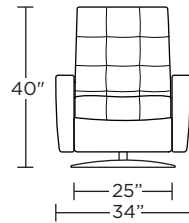
- Disc base available in Natural Walnut or Brushed Metal
- Four star base available in Antique Brass, Burnished Bronze, Natural Walnut or Polished Nickel

Please use actual leather, fabric, Crypton®, Sunbrella® and Ultrasuede® swatches when specifying furniture as the colors shown may vary due to the printing process.

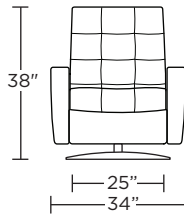
Note: Patterned fabrics not suggested for this style.

Wall Clearance: ST - 14", LG - 16", XL - 18"

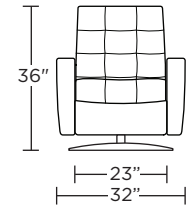
CMO-CHR-XL



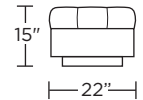
CMO-CHR-LG



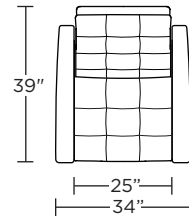
CMO-CHR-ST



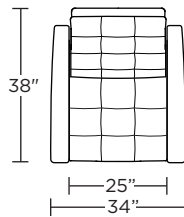
CMO-OTO-ST



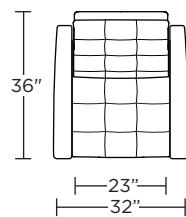
CMO-CHR-XL



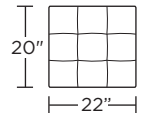
CMO-CHR-LG



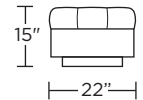
CMO-CHR-ST



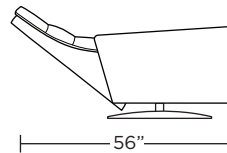
CMO-OTO-ST



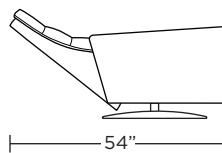
CMO-OTM-ST



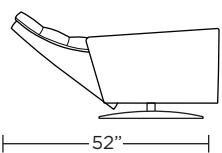
CMO-CHR-XL



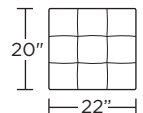
CMO-CHR-LG



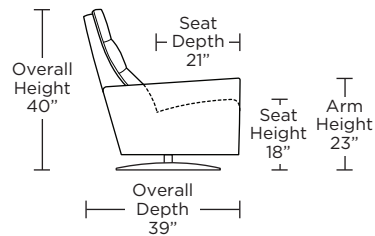
CMO-CHR-ST



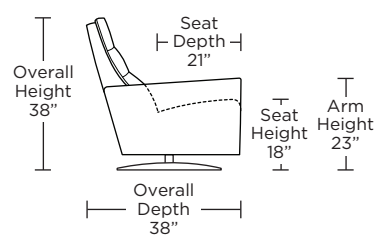
CMO-OTM-ST



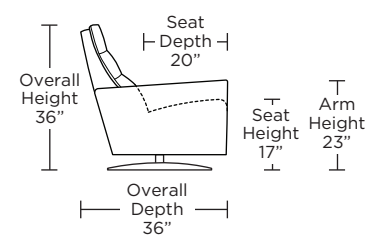
CMO-CHR-XL



CMO-CHR-LG



CMO-CHR-ST



Scale: 1/4 inch = 1 foot
All dimensions are approximate and subject to change.
Specify components from the sitting position.